



**Mediterranean Memorandum of
Understanding on Port State Control**

Annual Report 2012

(Published 2013)



FOREWORD

We are pleased to present the Annual Report on Port State Control in the Mediterranean region for year 2012 which is published under the auspices of the Port State Control Committee of the Mediterranean MoU.

The 10 members of the memorandum have carried out 5,645 inspections. The number of detentions slightly increased from 412 in 2011 to 416 in 2012.

There are several notable developments in the Med MOU in 2012; the most important are Development of a decision support tool “Med Rules” and updating the PSCOs Manual which are results of the SAFEMEDII project. This annual report highlights the developments and activities of the Med MOU in 2012. Moreover, the report also provides port State control statistics and analysis on the results of inspections carried out by member Authorities during 2012.

I would like to thank all the members of the MoU Advisory Board (MAB) who continue to serve the Med MoU throughout this year and all of the Member States for their support during the year and I would especially like to thank all of the Med MoU Port State Control Officers and the Administrators for their excellent work throughout the year.



Chairman
Port State Control Committee



Secretariat
Med MoU Secretary



CONTENTS

OVERVIEW

Introduction	4
The Committee	5
The Management Advisory Board Meetings (MAB)	6
The Information Center	7
Appeal on Detentions	7
Concentrated Inspection campaign	8
Co-operation With International Organizations	8
Co-operation With Other Regional Port State Control Regimes	9
Annual Statistical Report 2012	10

STATISTICAL ANNEXES

Contribution of Mediterranean MoU Members to Inspections / Detentions in Year 2006-2012	12
Number of inspections	12
Number of detentions	13
detentions in % of inspections	13
Inspection percentage per individual ship For years 2010, 2011 & 2012	14
MoU inspections for year 2012	
Annual Figure	15
Number of monthly Inspection, Detention and Inspection with deficiencies	15
Statistics Summary 2012	
Summary Inspection/Detention/inspection with deficiencies	16
Number of Inspections, Detentions and Inspections with deficiencies per member state	17
Number and % of inspection, deficiencies and detention per ship's type	18
Number and % of nature of deficiencies	19
Number and % of inspection, detention and detention's percentage per major Classification Society	21
Detailed annual figures 2012	
Detail inspection/detention/ % per Flag Administration	21
Nature of deficiency number detailed by Flag Administration	25
Med MoU Secretariat Contact Details	29
CIMED Contact Details	29
Med MoU Member States focal points	30



OVERVIEW

Introduction:

This Annual Report is published under the auspices of the Med MoU committee on PSC. This annual report is the eighth issue and covers port State control activities and developments in the year 2012.

In accordance with the provisions of the Memorandum, the Authorities which have signed and formally accepted the Memorandum or which have been accepted with unanimous consent of the port State control committee would become full members.

Currently; the Memorandum has 10 full members namely: Algeria, Cyprus, Egypt, Israel, Jordan, Lebanon, Malta, Morocco, Tunisia and Turkey.

The Port State Control Committee established for Monitoring and controls the implementation and on-going operation of the Memorandum.

The Committee consists of representatives of the member Authorities and also observers from the maritime Authorities and the inter-governmental organizations which have been granted observer status by the committee, namely: International Maritime Organization (IMO), International Labour Organization (ILO), European Commission (EC), Paris MoU, Black Sea MoU and the US Coast Guard. The Secretariat of the Memorandum is located in Alexandria, Egypt and its Information Centre in Casablanca, Morocco.

For the purpose of the Memorandum, the following instruments are the basis for Port State Control activities in the region:

- * The International Convention on Load Lines, 1966;
- * The International Convention for the Safety of Life at Sea, 1974 (SOLAS 74);
- * The Protocol of 1978 relating to the International Convention for the Safety of Life at Sea, 1974;
- * The International Convention for the Prevention of Pollution from Ships, 1973, as modified by the Protocol of 1978 relating thereto (MARPOL 73/78);
- * The International Convention on Standards of Training, Certification and Watch keeping for Seafarers, 1978 (STCW 78, as amended);
- * The Convention on the International Regulations for Preventing Collisions at Sea, 1972;
- * The Merchant Shipping (Minimum Standards) Convention, 1976 (ILO Convention No. 147);

THE COMMITTEE

The Fourteenth Committee Meeting was held in Izmir Turkey on October 9-11, 2012. The meeting was hosted by Maritime Authority of Turkey. The meeting was attended by the representatives of the member Authorities of Cyprus, Egypt, Jordan, Malta, Morocco and Turkey and observers from Black Sea MoU and Rempec.



The Med MoU 14th Committee meeting 9th – 11th October 2012

Important outcomes of this meeting:

- As a step on the path of the Med MoU Secretariat development, the Committee approved the Secretariat proposal for applying the Quality Assurance system and requested the Secretariat to be certified before the next Committee Meeting.
- The Committee approved the USCG to be permanent Observer in the Med MoU Committee Meetings.
- The Committee accepted the updated version of the Med MoU PSCOs Manual.
- The Committee stressed on the importance to have a Targeting Factor for the Med MoU and requested the MAB to discuss that issue.
- The Committee meeting has witnessed the ceremony for the final delivery of the “MedRules” (decision support tool).
- The Committee stressed on the importance of participation on the CIC’s that developed by the other MoU’s.



- The Committee noted that the Med MoU Secretariat participate in the Paris MoU Task Force (TF16) which related to the 2014 CIC on hours of Work/Rest and requested the Med MoU Secretariat to participate in any MoU's Task Force that related to any CIC the Med MoU may participate in.
- The Committee stressed on the importance of the exchange programs for PSCOs and encourages member states to actively participate in such programs.
- The committee approved the paper submitted by MAB about "*guidelines for the Detention Review Panel*" after amend the Med MoU text regarding the period allowed to submit the appeal to read as follow "*If the flag State or the classification society disagrees with the outcome of the investigation as mentioned above, a request for review may be sent within 90 days to the Med. MoU Secretariat*".

MANAGEMENT ADVISORY BOARD MEETINGS

The Management Advisory Board for the Mediterranean Memorandum of Understanding on Port State Control meets three times in year 2012. It was composed of participants from Cyprus, Egypt, Morocco, Turkey, Chairman, the Med MoU Secretariat, and CIMED.

- The seventh meeting of the Management Advisory Board for the Mediterranean Memorandum of Understanding on Port State Control took place in Tangier – Morocco from 9th – 10th April 2012.
- The Eighth meeting took place in Beirut – Lebanon from 18th – 19th July 2012.
- The Ninth meeting took place in Izmir - Turkey on 8th of October 2012 one day before the 14th Committee meeting.

Important recommendations from the MAB to the Committee in 2012:

Through three meetings in 2012 the following are the outline remarks on the recommendations presented to the 14th Committee Meeting:

- Harmonized formula of calculating the number of individual ship.
- Suspend the Syrian membership procedures until receiving from the Maritime Authority of Syria a notification that the Syrian situation permits the procedures of membership to take place.
- Participation of the Med MoU in the 2013 CIC on "Propulsion and Auxiliary Machinery" which led by Tokyo MoU..
- Participation of the Med MoU Secretariat in any MoU's Task Force that related to any CIC the Med MoU may participate in.

- Harmonized Schema of training for the Med MoU Port State Control Officers.



The 7th Med MoU MAB meeting 9th – 10th April 2012

THE INFORMATION CENTER (CIMED)

The Med MoU Information Center has been established in Morocco, for the purpose of exchanging information on port State inspection, in order to make available to authorities information on inspection of ships on other regional ports to assist them in their selection of foreign flag ships to be inspected and in the exercise of port State control in the region.

- During 2012 the CIMED working on developing new version of the Mediterranean Sea Information System (MedSIS) which was provided with new access for training, a harmonized codification for Codes of deficiencies, places of inspection using the United Nation Location Code UNLOCODE, implementation of photos taken during inspection in popup windows, which is available from January 2013.

APPEAL ON DETENTIONS

During 2012 the Med MoU Secretariat received one appeal against detention of M/V “HANDURAS STAR” in the Mediterranean region and the Med MoU Secretariat setup a review panel according the Memorandum and the panel decided to downgrade the detention to deficiency code 17, and the decision accepted by the detaining port state control.



CONCENTRATED INSPECTION CAMPAIGN (CIC)

As decided by the 13th Committee Meeting, which took place in Limassol – Cyprus from 3rd – 5th October 2011, The Med MoU on PSC carried out a Concentrated Inspection Campaign (CIC) on Fire Safety Systems (FSS) between the 1st of September 2012 and the 30th of November 2012, which prepared jointly by Paris MoU and Tokyo MoU. During the Campaign, 10 Med MoU member states inspected ships focusing on the requirements of Fire Safety Systems (FSS) - SOLAS Chapter II-2.

During the campaign period a total of 1,389 ships inspected and 1,022 inspections were performed with a CIC questionnaire. There were a total of 114 ships were detained during the CIC inspections, among which 42 ships or 37% of the detentions were CIC topic related.

This campaign was carried out with participation of regional PSC regimes of Paris MoU, Tokyo MoU, Black Sea MOU, the Indian Ocean MOU and the Viña del Mar Agreement.

CO-OPERATION WITH INTERNATIONAL ORGANIZATIONS

➤ **International Organization**

The Med MoU has inter-governmental status (IGO) since 2006 in IMO meetings. The Med MoU Representatives participated in the Flag State Implementation 20th FSI Sub – Committee from 26th to 30th March, 2012.

Also the Med MoU has a significant cooperation in the field of data exchange through providing data to the Information Handling Services (IHS) and to the IMO Global Integrated Shipping Information System (IMO/GISIS). The Med MoU implementing the data provider for the Equasis and studying the data exchange agreements with the Lloyd's List Intelligence. The IMO data exchange agreement expected to be signed in the 6th IMO Workshop.

➤ **European Commission**

During 2012 the Med MoU have a close cooperation with the European Commission which was reflected in the SAFEMEDII project, Implemented by REMPEC, and finalized by the end of 2012 with the delivery of the decision support tool “MedRules” and the updated version of the PSCOs Manual.

The Med MoU represented in the Meeting of the EuroMed Sub-group on Maritime Safety, which also acts as the SAFEMEDII Project Advisory Committee Meeting, held in Brussels on 6 December 2012.

Due to the succession of the SAFEMEDII, It is expected to continue the cooperative activities and support to the Mediterranean region through SAFEMEDIII which will continue for three years.



CO-OPERATION WITH PARIS MOU

The Med MoU has established and maintained effective and close cooperation with the Paris MoU, both at administrative and technical levels.

Representative of the Med MoU (Chairman of the Med MoU on PSC) attended the 45th Paris MoU Committee meeting in Riga, Latvia, on 7 to 11 May 2012.

The Paris MoU in cooperation with IMO organized an Expert Training on Safety and Environment organized for PSCO in The Hague, Netherlands from 5 to 9 March 2012. The Maritime Authority of Israel representative participated in the course on behalf of the Med MoU.

The Paris MoU organized an Expert Training on the Human Element 9 in the Hague, Netherlands from 9 to 12 October 2012. The Maritime Authority of Egypt representative participated in the training on behalf of the Med MoU.

CO-OPERATION WITH BLACK SEA MOU

The Med MoU has special cooperation with the Black Sea MoU in the area of exchanging PSCOs to gain experience and harmonization on the job training between both MoUs.

Through the exchange programme between both, of the MoU's, Russian PSCO was received by the Med MoU through the Maltese PSC and Georgian PSCO was received by the Turkish PSC.

The Secretary of the BS MOU Secretariat Capt. (Ret.) Huseyin YUCE participated in the 14th Med MoU Committee meeting in 2012 in Izmir, Turkey.

Representative of the Med MoU Sea MoU attended the 13th Black Sea MoU Committee meeting in 2012 in Odessa, Ukraine.

CO-OPERATION WITH TOKYO MOU

The Expert Mission Training Course on port State Control which is prepared jointly by the Indian Ocean and Tokyo MoUs was held in Durban, South Africa, from 5 to 16 March 2012. IMO extended sponsorship to all MOUs. A total of 16 PSC offices participated in the training course. The Maritime Authority of Turkey representative participated in the course on behalf of the Med MoU.

The second training course for port state control officers in the Asia-Pacific region organized by the Tokyo MoU, in cooperation with IMO in Yokohama, Japan from 27 August to 21 September 2012. The main object of the training course is to provide PSC officers with comprehensive knowledge on PSC as well as basic ones. The Maritime Authority of Turkey representative participated in the course on behalf of the Med MoU.

CO-OPERATION WITH CARIBBEAN MOU

The Med MoU offered the technical cooperation to the Caribbean MoU in the field of information systems.



ANNUAL STATISTICAL REPORT 2012

In the following annual statistics the facts and figures of 2012 are listed, the figures show a decrease in the number of inspections, detentions and deficiencies.

INSPECTIONS

With a total number of 5,645 inspections performed in 2012 the inspection figures showed a decrease of 580 inspections (9.3%) compared with the figures of 2011.

The greatest contribution for inspections was from Turkey with 1,762 inspections then from Egypt with 1,660 inspections.

The greatest percentage of inspections was in the "General cargo/multipurpose ship" which was 2,450 inspections (43% of all inspections).

DEFICIENCIES

Number of deficiencies (19,120)

In 2011 the number of deficiencies recorded was 22,315 deficiencies; in 2012 this number decreased to a total of 19,120 deficiencies (14.3%) compared with 2011. The average number of deficiencies per inspections slightly decreased from 3.5 in 2011 to 3.3 in 2012.

The greatest percentage of deficiencies recorded was on "Safety of navigation" with 21.6% of total number of deficiencies, then "Working and Living Conditions" with 15.5% of total number of deficiencies.

Number of ships with deficiencies (3,159)

In General cargo/multipurpose ship" the greatest number of deficiencies recorded which were 1,847 deficiencies (58% of total number of deficiencies).

DETENTIONS

The detention figures showed a slightly increase in the number of detentions in 2012 compared with 2011.

The average detention rate in 2012 is 7.4% which is lower than 2006 which showed a detention rate of 17.26%.

The greatest percentage of detentions was on "General cargo/multipurpose ship" which is 310 detentions (75% of total number of detentions).



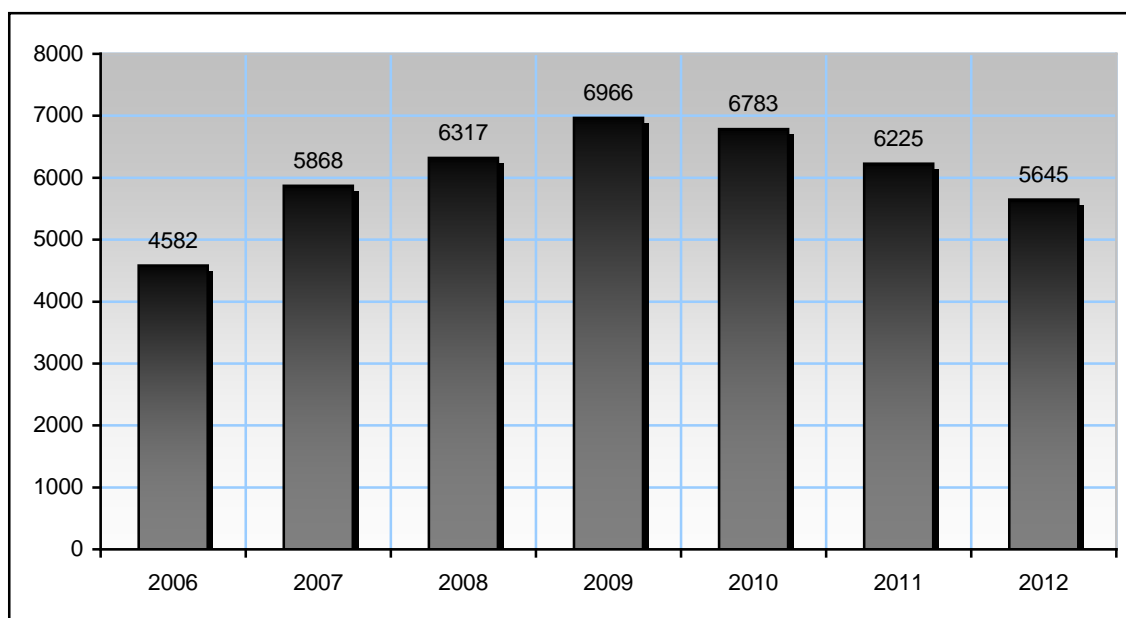
Annual Report 2012



Contribution of Mediterranean MoU Members to Inspections / Detentions in Year 2006-2012

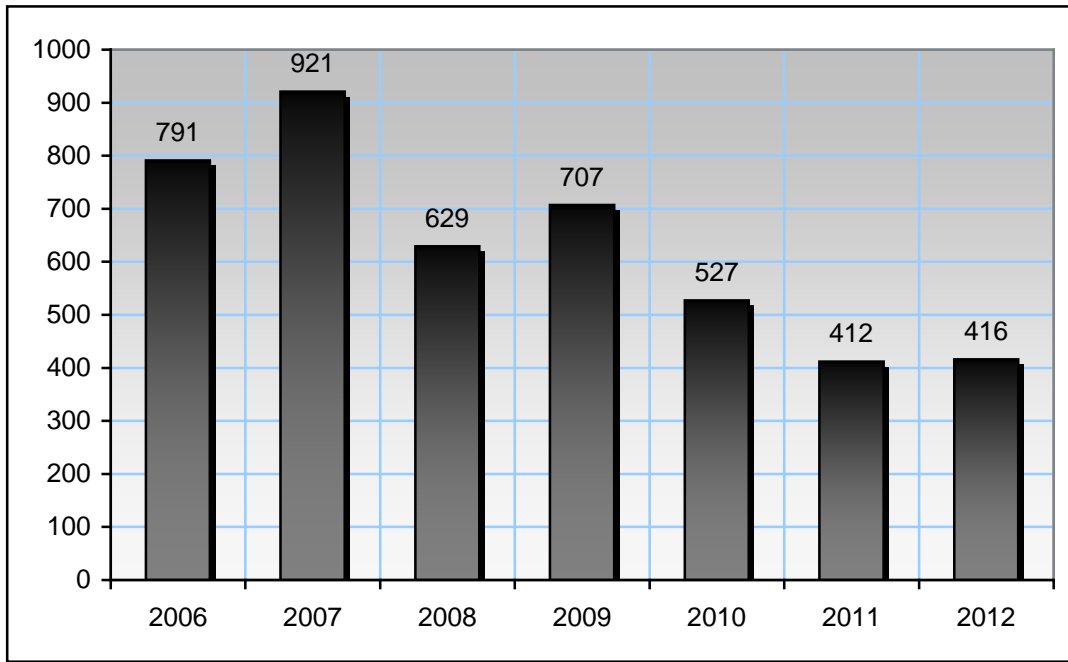
Country	Inspections								Detentions							
	2006	2007	2008	2009	2010	2011	2012	Total	2006	2007	2008	2009	2010	2011	2012	Total
Algeria	7	741	898	409	13	0	1	2069	3	11	31	17	4	0	0	66
Cyprus	0	0	0	0	0	126	106	232	0	0	0	0	0	10	6	16
Egypt	1320	1360	1692	2124	2711	2058	1660	12925	180	264	197	222	182	109	138	1292
Israel	0	213	185	255	208	277	238	1376	0	14	32	47	48	44	22	207
Jordan	312	363	403	404	385	376	364	2607	17	29	14	5	6	4	4	79
Lebanon	292	367	451	530	512	484	542	3178	0	2	5	10	21	9	11	58
Malta	279	262	287	292	238	227	176	1811	24	17	22	9	10	9	11	102
Morocco	371	400	720	731	724	662	669	4277	85	44	28	19	12	9	7	204
Tunisia	232	233	233	177	342	203	127	1547	15	12	15	8	14	1	4	69
Turkey	1769	1929	1448	2044	1650	1812	1762	10645	467	528	285	370	230	217	213	2310
	4582	5868	6317	6966	6783	6225	5645	40667	791	921	629	707	527	412	416	4403

Number of inspections

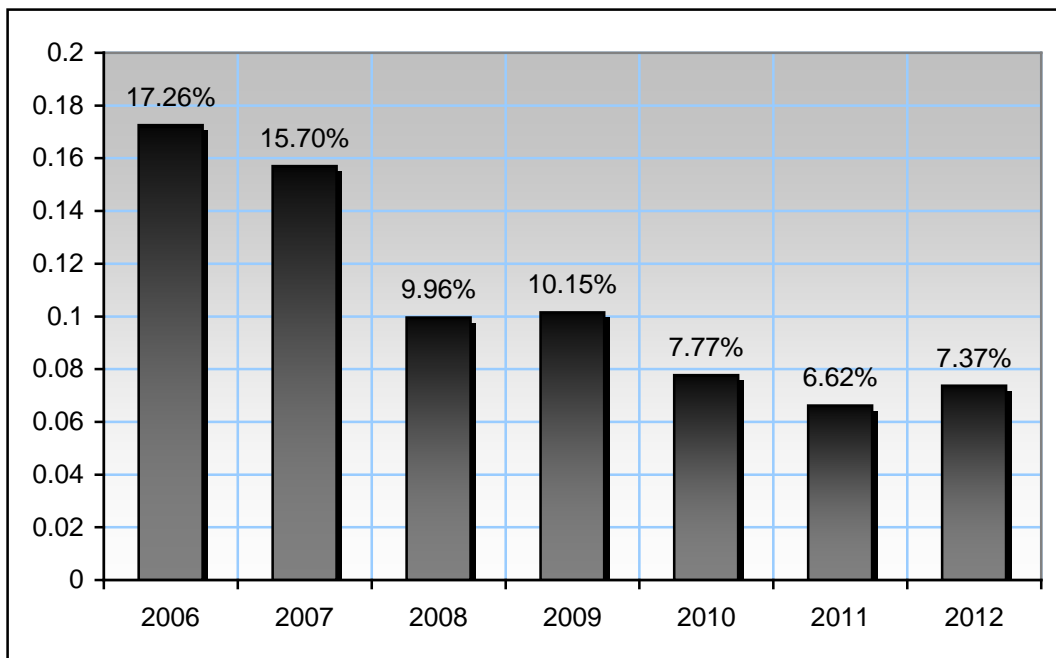




Number of detentions

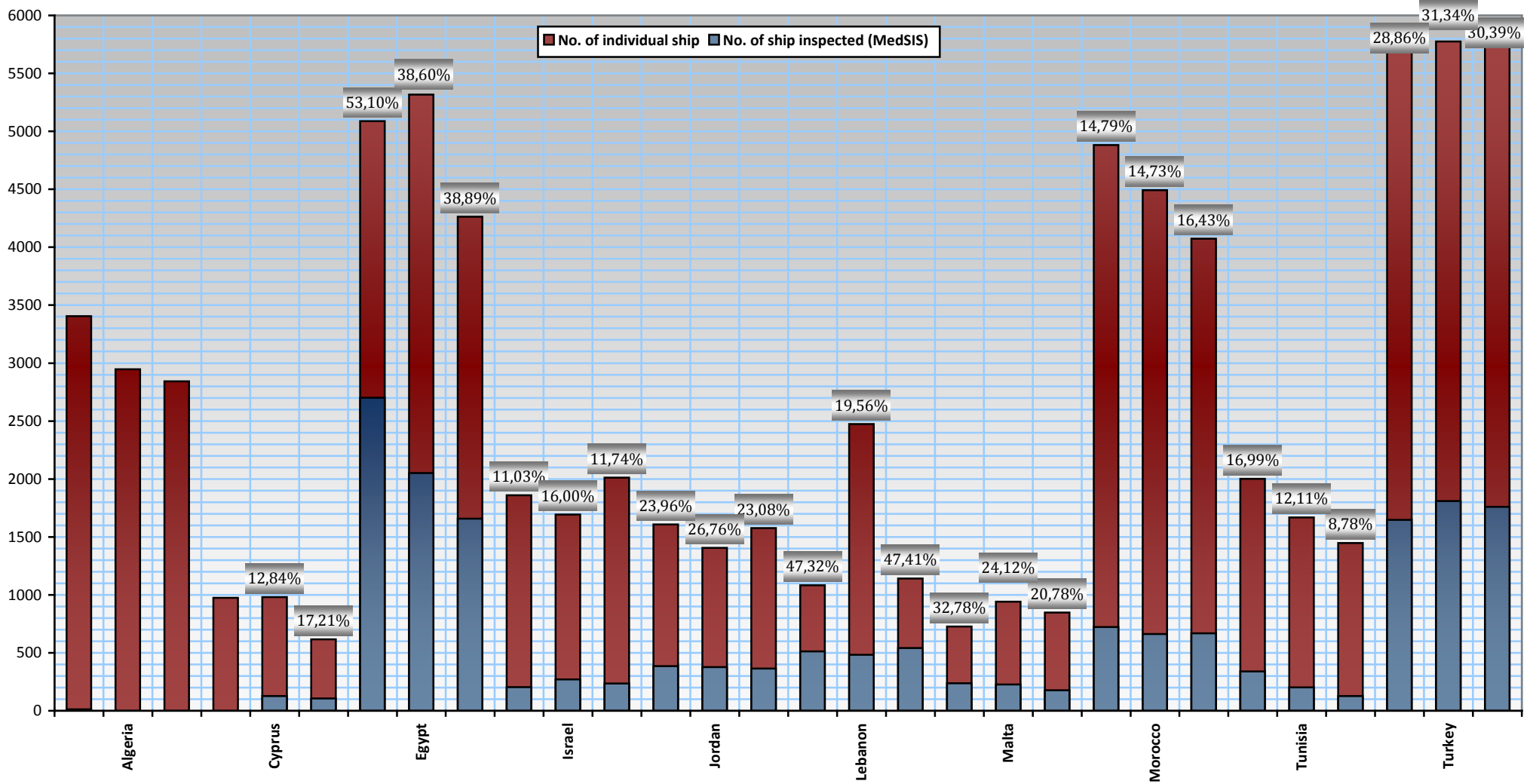


Detentions in % of inspections





Inspection percentage per individual ship For years 2010, 2011 & 2012

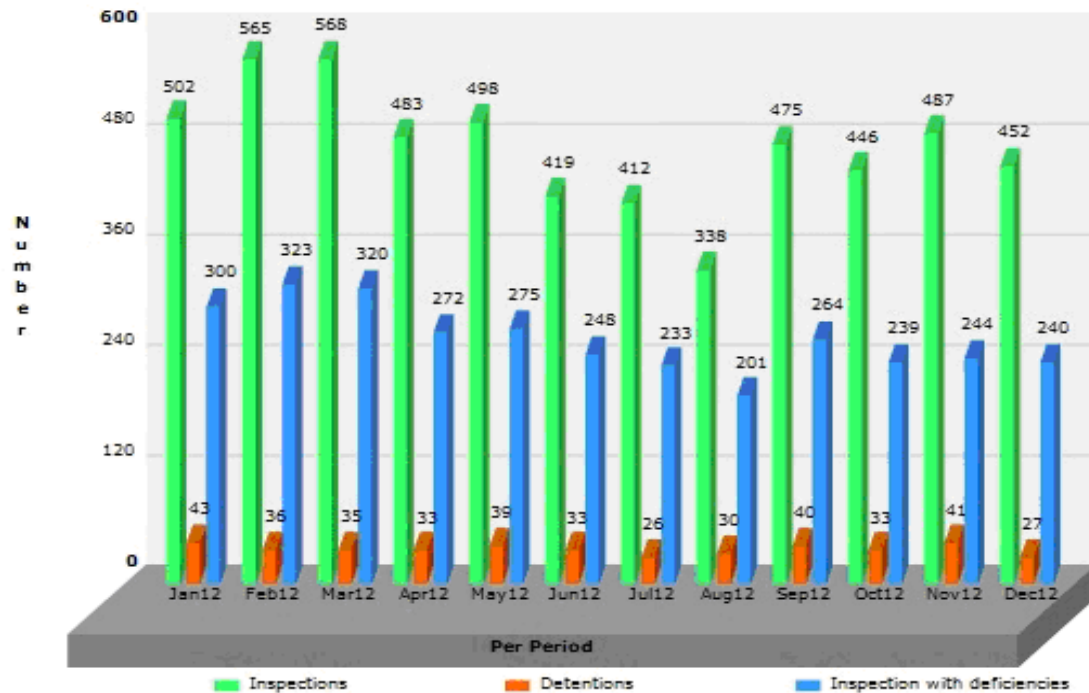




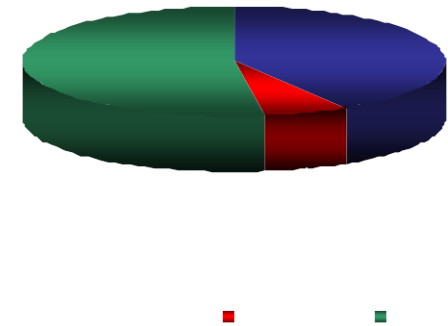
MoU inspections for year 2012

Annual Figure

Number of monthly Inspection, Detention and Inspection with deficiencies



Inspection: 5645
Detention: 416
Deficiencies: 3159





Statistics Summary

Summary Inspection/Detention/inspection with deficiencies

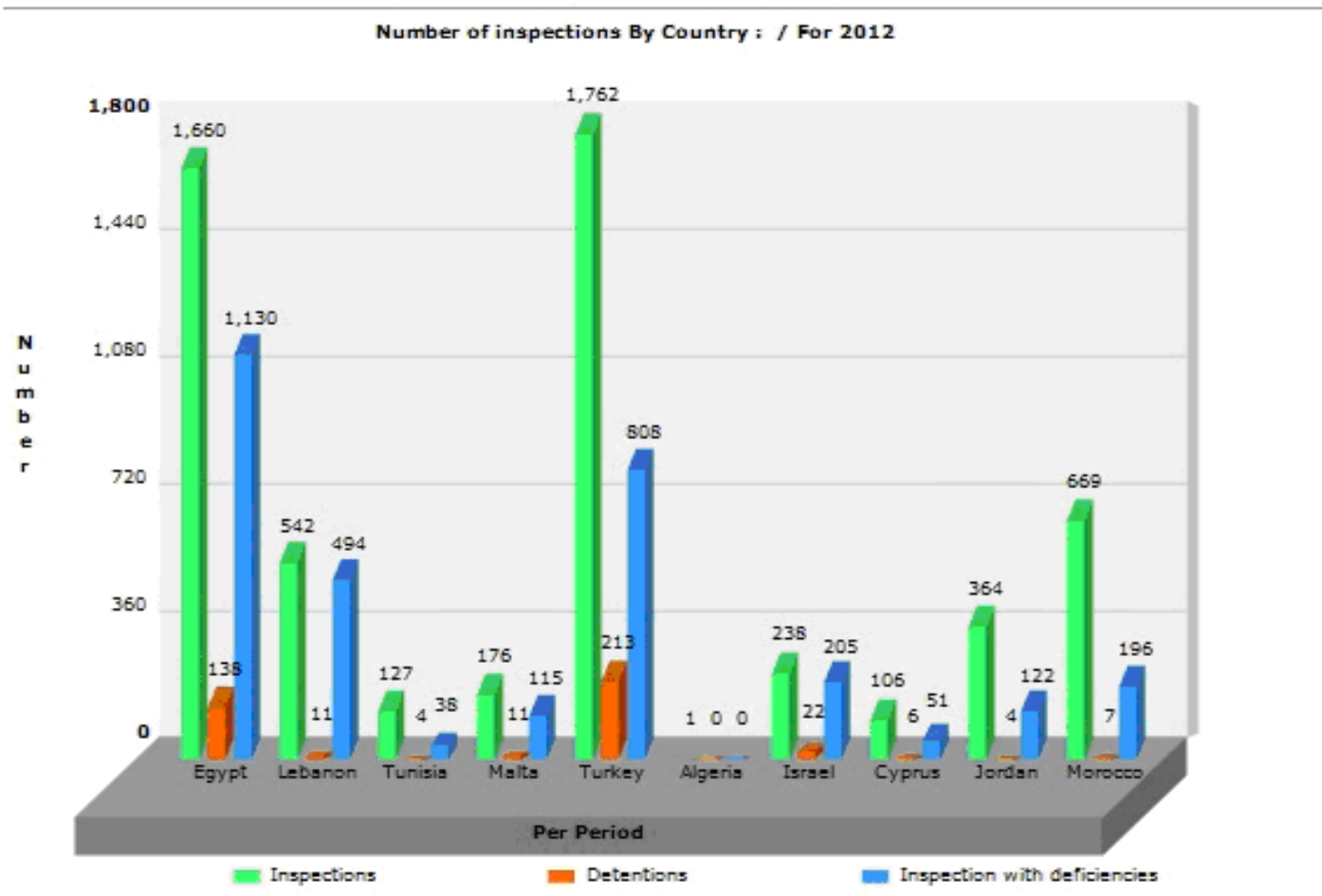
Recapitulation of MOU member's inspections: For 2012

PSC State	Inspections	Inspections with deficiencies	Inspection without deficiencies	Deficiencies - %	Detentions	Detention- %	Detention with classrated Detainable deficiencies
Algeria	1	0	1	0.00%	0	0.00%	0
Cyprus	106	51	55	48.11%	6	5.66%	1
Egypt	1660	1130	530	68.07%	138	8.31%	75
Israel	238	205	33	86.13%	22	9.24%	4
Jordan	364	122	242	33.52%	4	1.1%	2
Lebanon	542	494	48	91.14%	11	2.03%	5
Malta	176	115	61	65.34%	11	6.25%	3
Morocco	669	196	473	29.3%	7	1.05%	3
Tunisia	127	38	89	29.92%	4	3.15%	2
Turkey	1762	808	954	45.86%	213	12.09%	34
Total	5645	3159	2486		416		129



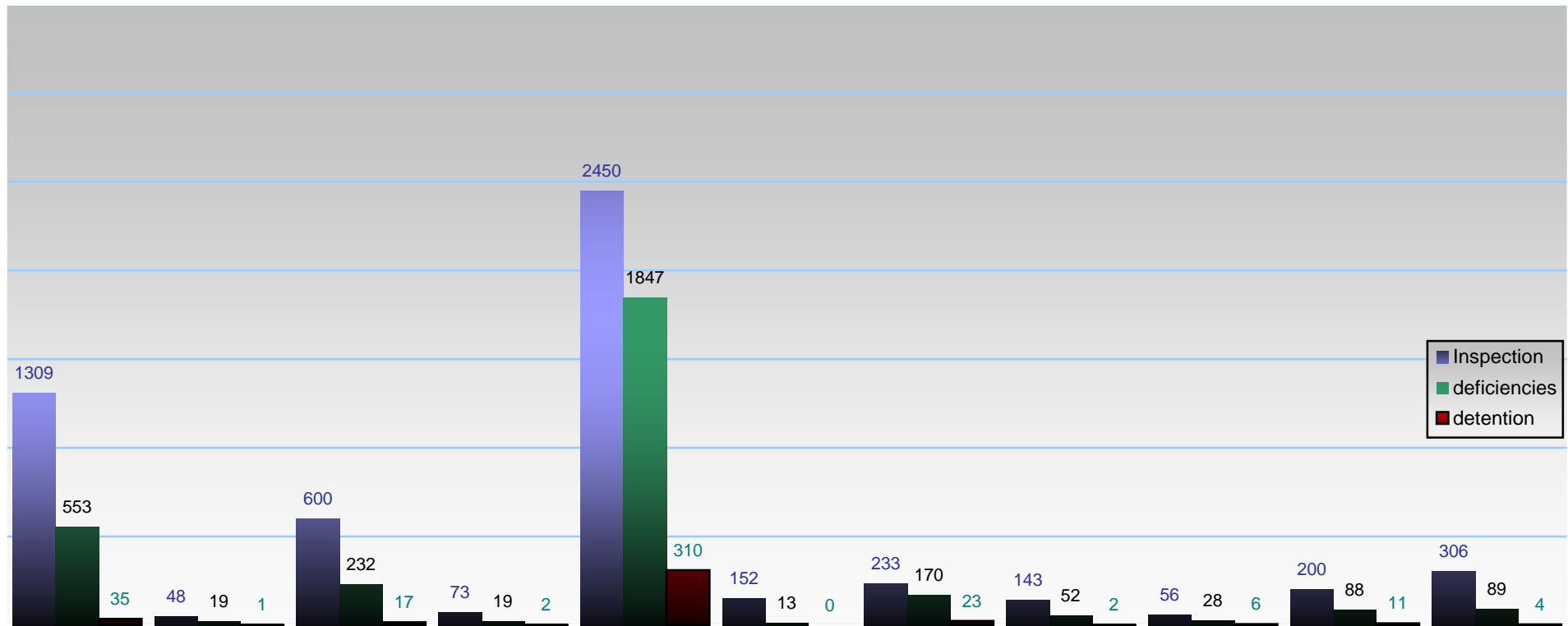
Number of Inspections, Detentions and Inspections with deficiencies per member state

Inspection: 5645
Detention: 416
Deficiencies: 3159





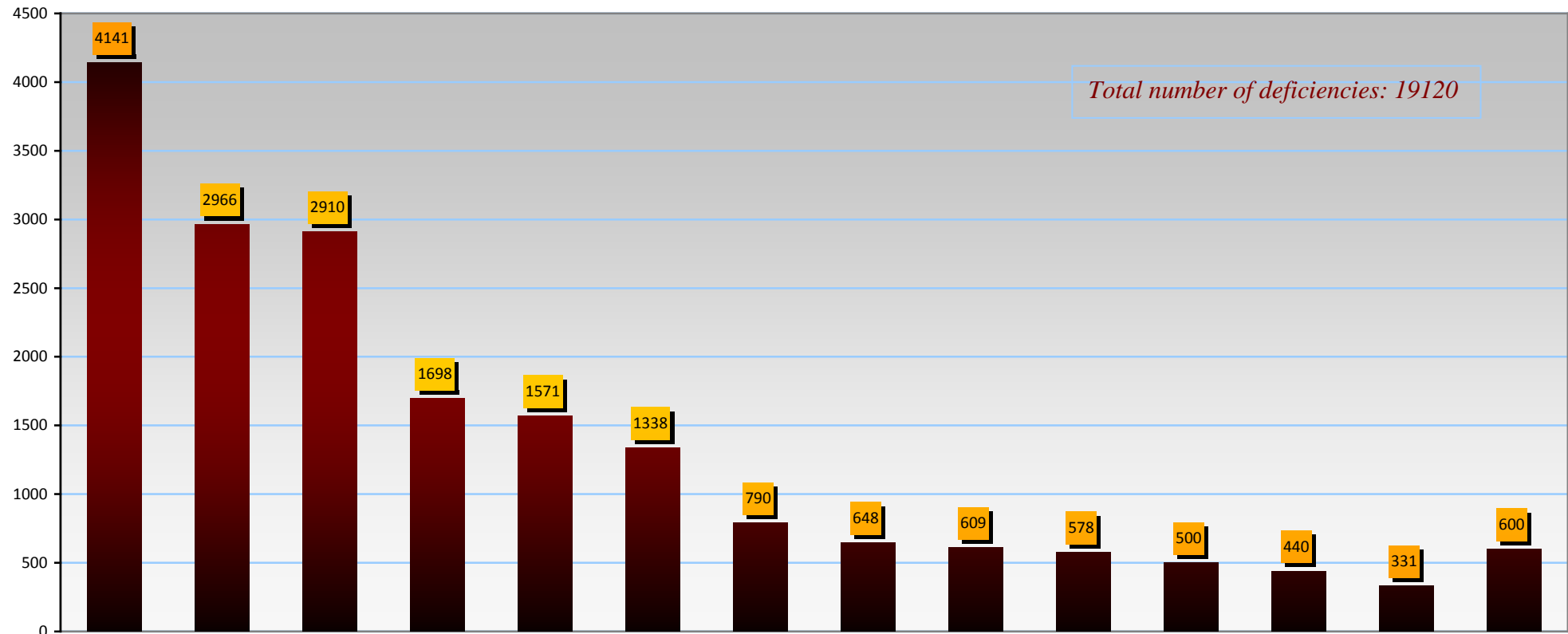
Number and % of inspection, deficiencies and detention per ship's type



	Bulk carrier	Chemical tanker	Containership	Gas carrier	General cargo/multi-purpose ship	Oil tanker	Other types of ship	Passenger ship	Refrigerated cargo carrier	Ro-ro cargo ship	Tanker, not otherwise specified
● Inspection	23%	1%	11%	1%	43%	3%	4%	3%	1%	4%	6%
● Deficiencie	18%	1%	7%	1%	58%	1%	5%	2%	1%	3%	3%
● Detentions	9%	-----	4%	-----	75%	-----	6%	-----	2%	3%	1%



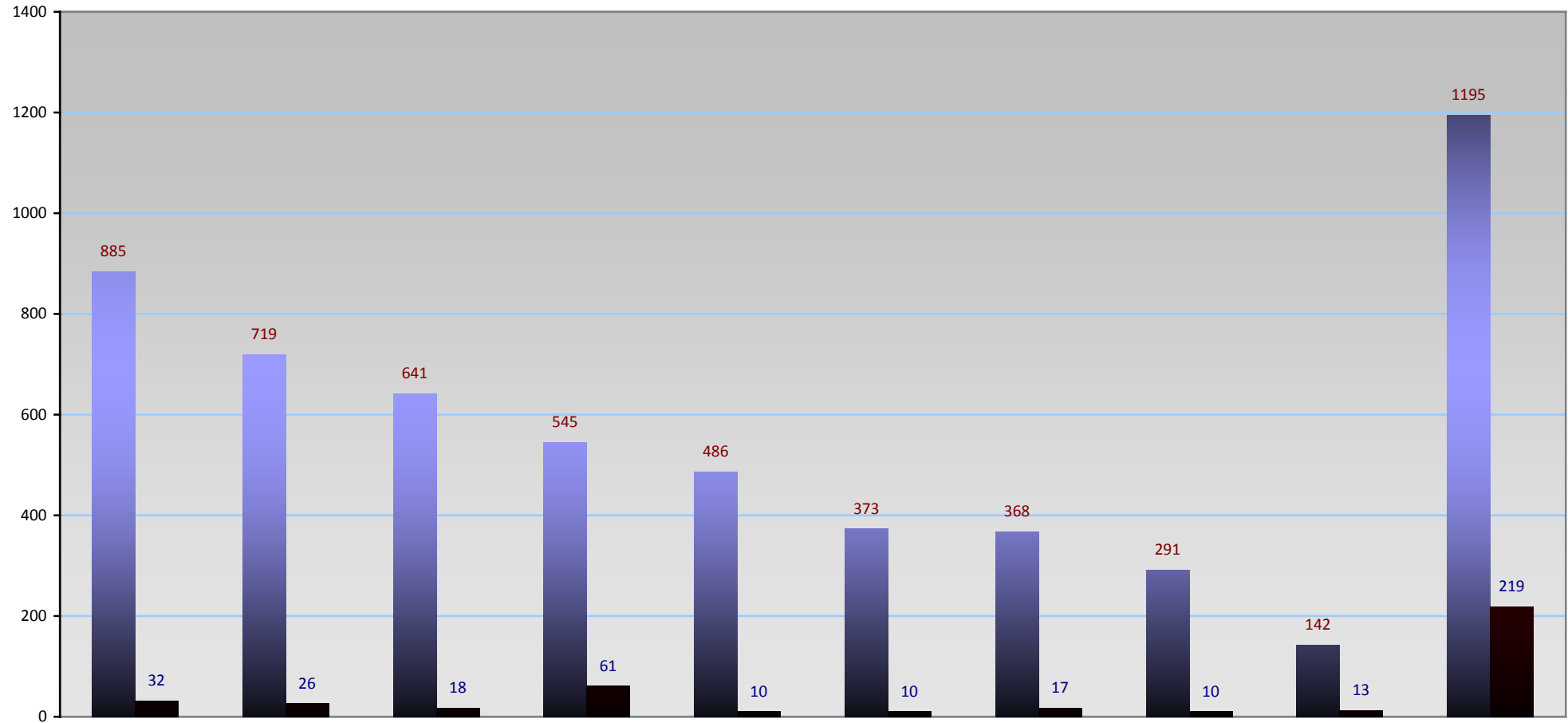
Number and % of nature of deficiencies



	Safety of navigation	Working and Living Conditions	Certificate & Documentation	Life saving appliances	Propulsion and auxiliary machinery	Fire Safety	Structural Condition	Emergency Systems	Water / Weather tight Condition	Radio communication	Pollution Prevention	ISM	ISPS	Others
Code	10	09	01	11	13	07	02	04	03	05	14	15	16	
Percentage	21.66%	15.51%	15.22%	8.88%	8.22%	7%	4.13%	3.39%	3.19%	3.02%	2.62%	2.3%	1.73%	3.13%



Number and % of inspection, detention and detention's percentage per major Classification Society



	GL	BV	NKK	RMRS	LRS	DNV	ABS	RINA	TL	Others
Detention %	3.6%	3.6%	2.8%	8.3%	11.2%	2.7%	4.6%	3.4%	9 %	18.3%



Detailed annual figures

Detail inspection/detention/ % per Flag Administration

Flag State	Inspections	Detentions	Inspections with deficiencies	Detention-%	Inspection-% with deficiencies
Albania	4	1	4	0,25	1
Algeria	5	0	2	0	0,4
Angola	1	0	1	0	1
Antigua and Barbuda	333	14	159	4.2%	47.75%
Antilles, Netherlands	23	3	18	13.04%	78.26%
Bahamas	174	4	60	2.3%	34.48%
Bahrain	1	0	0	0	0
Bangladesh	5	1	3	0,2	0,6
Barbados	14	2	8	14.29%	57.14%
Belgium	6	1	4	16.67%	66.67%
Belize	87	19	77	21.84%	88.51%
Bermuda	18	0	7	0	38.89%
Bolivia	21	6	21	28.57%	1
Bulgaria	12	2	10	16.67%	83.33%
Cambodia	136	32	131	23.53%	96.32%
Cayman Islands	29	1	12	3.45%	41.38%
China, Peopole's Rep. Of	34	0	7	0	20.59%
Comoros	87	23	82	26.44%	94.25%
Cook Islands	37	2	37	5.41%	1
Croatia	9	0	3	0	33.33%
Cyprus	89	1	37	1.12%	41.57%
Denmark	23	2	10	8.7%	43.48%
Dominica	13	1	12	7.69%	92.31%
Egypt	20	1	16	0,05	0,8
Estonia	2	0	1	0	0,5



Flag State	Inspections	Detentions	Inspections with deficiencies	Detention-%	Inspection-% with deficiencies
Finland	1	0	0	0	0
France	9	0	3	0	33.33%
Georgia	24	4	22	16.67%	91.67%
Germany	34	0	13	0	38.24%
Gibraltar	68	2	34	2.94%	0,5
Greece	101	2	32	1.98%	31.68%
Honduras	1	0	1	0	1
Hong Kong, China	154	2	35	1.3%	22.73%
India	12	0	7	0	58.33%
Ireland	7	0	4	0	57.14%
Italy	152	3	48	1.97%	31.58%
Jamaica	3	0	1	0	33.33%
Japan	5	0	1	0	0,2
Jordan	3	0	3	0	1
Kiribati	5	0	5	0	1
Korea, Democratic People's Rep.	3	0	3	0	1
Korea, Republic of	14	0	4	0	28.57%
Kuwait	6	0	1	0	16.67%
Latvia	3	0	1	0	33.33%
Lebanon	12	1	11	8.33%	91.67%
Liberia	433	13	184	0,03	42.49%
Libyan Arab Jamahiriya	2	0	1	0	0,5
Lithuania	5	0	3	0	0,6
Luxembourg	9	0	3	0	33.33%
Malaysia	5	1	2	0,2	0,4
Malta	550	27	254	4.91%	46.18%
Man, Isle of	28	1	12	3.57%	42.86%
Marshall Islands	264	4	94	1.52%	35.61%



Flag State	Inspections	Detentions	Inspections with deficiencies	Detention-%	Inspection-% with deficiencies
Mauritius	1	0	1	0	1
Moldova, Rep. of	134	30	125	22.39%	93.28%
Mongolia	5	3	5	0,6	1
Montserrat	1	0	0	0	0
Morocco	2	0	0	0	0
Netherlands	168	7	76	4.17%	45.24%
Norway	51	0	22	0	43.14%
Pakistan	2	0	1	0	0,5
Panama	775	44	406	5.68%	52.39%
Philippines	25	0	11	0	0,44
Portugal	17	2	9	11.76%	52.94%
Qatar	2	0	1	0	0,5
Russian Federation	169	20	124	11.83%	73.37%
Saint Vincent and the Grenadines	146	25	120	17.12%	82.19%
Sao Tome and Principe	1	1	1	1	1
Saudi Arabia	18	1	9	5.56%	0,5
Sierra Leone	120	27	117	22.5%	97.5%
Singapore	97	0	19	0	19.59%
Slovakia	2	1	2	0,5	1
Spain	21	0	8	0	38.1%
Sri Lanka	1	0	0	0	0
St. kitts & Nevis	61	11	55	18.03%	90.16%
Sweden	4	0	1	0	0,25
Switzerland	5	0	2	0	0,4
Syrian Arab Republic	12	0	12	0	1
Thailand	3	0	2	0	66.67%
Togo	102	17	100	16.67%	98.04%



Flag State	Inspections	Detentions	Inspections with deficiencies	Detention-%	Inspection-% with deficiencies
Turkey	270	13	178	4.81%	65.93%
Tuvalu	11	0	11	0	1
Ukraine	65	12	50	18.46%	76.92%
United Arab Emirates (UAE)	2	0	2	0	1
United Kingdom	88	4	36	4.55%	40.91%
United Republic of Tanzania	130	21	129	16.15%	99.23%
United States of America	16	0	8	0	0,5
Vanuatu	18	0	9	0	0,5
Viet Nam	3	1	2	33.33%	66.67%
Zimbabwe	1	0	1	0	1
Total	5645	416	3159		



Nature of deficiency number detailed by Flag Administration

Flag State	01	02	03	04	05	06	07	08	09	010	011	012	013	014	015	016	017
Albania	5	2		1		2		2	1	13		1	2		2		1
Algeria	1					1				2	1			1			
Angola	1												1				
Antigua and Barbuda	115	14	16	15	18	2	55	4	94	205	50	5	48	20	10	14	11
Antilles, Netherlands	16	1	5	7	2		7		6	21	13		3	2		1	
Bahamas	42	12	8	6	8		15	4	40	43	7	1	24	4	5	4	1
Bahrain																	
Bangladesh		1		1	1		1		5	2	2		4				
Barbados	5	1	1	2	1		3		5	9	1		4	3	1	1	
Belgium	10	1					4		4	4	3				2		2
Belize	92	18	10	30	16	1	40	11	100	112	50	3	48	11	11	9	13
Bermuda	7								2	4	1						3
Bolivia	39	4	8	5	5	1	9	1	19	38	20	2	13	4	5	7	1
Bulgaria	12	1	2	1	3	1	5		13	9	7			2			
Cambodia	160	53	38	35	32		94	9	151	210	112	7	79	28	31	22	17
Cayman Islands	10			1			3		4	13	5		2				1
China, Peopole's Rep. Of	1	5	4		1		3		8	6	2		2		1	1	
Comoros	98	31	33	26	24	2	57	9	97	148	53		47	18	9	10	7
Cook Islands	36	6	3	11	6		20	5	41	49	19		25	12	4	3	2
Croatia	3								1	2		1					
Cyprus	22	6	3	7	5		16	2	26	39	9		7	8	2	3	2
Denmark	3		1	1			3		3	7			4	7			2
Dominica	14	6	3	3	4		9		20	15	6		7	2	2	4	3
Egypt	17	1	4	2	1		6		10	9	4	1	6	2	7	4	



Flag State	01	02	03	04	05	06	07	08	09	010	011	012	013	014	015	016	017
Estonia										1							
Finland																	
France	4			1			1		1		1					1	
Georgia	25	3	3	5	5		10	1	25	32	14	1	8	6	7		1
Germany	4	1		1	2		4		15	13	2		3	3	1	1	
Gibraltar	37	4	3	6	7		8		16	49	9		4	2	2		8
Greece	49	13	2	13	6		22		24	46	20	1	17	5	7	4	1
Hong Kong, China	22	5	2		5		10		16	26	10	1	6	6	2	1	
India	6	2	3	3			2		10	7	1		4	1	1		
Ireland	1		1		1				1	4							
Italy	42	8	8	6	5	1	17	4	39	50	18		17	4	4	8	12
Jamaica	2									1	1						
Japan	1	1									2						
Jordan							1		3	4	1						
Kiribati	4		3	1	1		3		6	9	5		5	2		1	1
Korea, Democratic People's Rep.	3	4	1	1					12	3	4	1	3			1	
Korea, Republic of	2	1			2		1		1	1	2		2				
Kuwait		1									1						
Latvia										1				1			
Lebanon	5	2					1		6	16	1		7	2	1	4	
Liberia	115	29	25	28	19	1	57	10	169	181	52	2	85	36	19	4	20
Libyan Arab Jamahiriya	3				1		3		2	6							
Lithuania			2						3	7							
Luxembourg	2				1					3							
Malaysia	3				1				2	3	3		1				
Malta	187	54	24	43	32	7	77	13	241	299	87	15	136	40	18	24	21



Flag State	01	02	03	04	05	06	07	08	09	010	011	012	013	014	015	016	017
Man, Isle of	13				3		4	1	8	15	5		2	1	1		2
Marshall Islands	75	16	9	5	6	3	25	4	62	74	17		23	7	15	5	3
Mauritius	2		1							1							
Moldova, Rep. of	142	56	42	36	42	2	71	6	135	226	114	12	68	25	25	23	9
Mongolia	13	1	2	1	2		4		6	12	9		2		1	1	1
Montserrat																	
Morocco																	
Netherlands	57	7	7	15	12		27	1	42	75	29	1	17	8	9	2	13
Norway	6	2	2	1	2		5		8	29	9			2		2	3
Pakistan										1							
Panama	371	88	55	82	63	5	154	19	388	504	171	16	257	63	57	35	18
Philippines	7					2	4		12	11			4		3		
Portugal	16		2		1		9		8	14	1		2	4	4	1	1
Qatar		1	2						1		1						
Russian Federation	98	41	22	35	37	8	49	13	138	174	91	7	50	21	19	10	23
Saint Vincent and the Grenadines	124	43	30	28	23	2	57	8	120	161	69	4	87	19	30	15	7
Sao Tome and Principe	3			1			3				3						
Saudi Arabia	7	2	3	2			5		15	3	5		13	1		1	
Sierra Leone	146	51	42	36	31		71	4	155	212	123	5	71	20	27	17	7
Singapore	5	1	5	3	3		3	1	13	20	3	1	3	3	1	1	2
Slovakia	3			1			1		5	7	5	1	2				
Spain	1		2	2	2		8		4	4	1		1	1			
Sri Lanka																	



Flag State	01	02	03	04	05	06	07	08	09	010	011	012	013	014	015	016	017
St. kitts & Nevis	61	20	11	15	24	5	38	9	58	67	31	2	17	10	17	2	5
Sweden		1															
Switzerland	3								1	1							
Syrian Arab Republic	8	1	3	2	1		5	1	7	25	13	1	7	1	1	3	
Thailand	1	1							3	2			1	1			
Togo	129	30	40	22	21	1	41	3	86	194	98	6	62	15	25	19	5
Turkey	123	51	43	43	28	1	51	8	201	207	102	6	123	24	21	27	17
Tuvalu	7	5	2	3	1		5		6	10	3		2	1	1		
Ukraine	29	17	13	10	14	2	30	2	42	67	38	2	13	10	6	12	3
United Arab Emirates (UAE)	1		1				1			2			1				
United Kingdom	24	2	3	5	7	1	12		18	29	13	1	22	4	3	4	4
United Republic of Tanzania	193	60	48	38	37	3	81	9	174	244	138	11	89	25	18	18	8
United States of America	5	1	2						3	8			3	1	1	1	
Vanuatu	8	1	1		3	1	4		4	14	5	1	2	1	1		1
Viet Nam	3						1		1	1	1		1				
Zimbabwe							2			2	1						
Totals	2910	790	609	648	578	55	1338	164	2966	4141	1698	119	1571	500	440	331	262

**MED MOU SECRETARIAT CONTACT DETAILS****Adm. Mokhtar AMMAR**

Secretary General

E-mail : ammар@medmou.org**Capt. Emad ISLAM**

Deputy Secretary

E-mail : eislam@medmou.org

Postal Address: MEDMOU Secretariat, ELMANDARA – P.O. Box: 3101
746 EL CORNISH STREET 17th FLOOR- (BLUE HORIZON
BUILDING)- ALEXANDRIA - EGYPT

Email Address : secretariat@medmou.org

Website : www.medmou.org

Telephone : + (203) 5505770

+ (203) 5505773

Fax : + (203) 5505578

CIMED CONTACT DETAILS**Mr. Omar Hassein**

Director MedMoU Information Centre

E-mail : director@medmouic.org**Mr. Mehdi Loutfi**

Deputy Director MedMoU Information Centre

E-mail : deputydirector@medmouic.org

Postal Address: Immeuble Direction de la Marine Marchande-Boulevard Félix Houphouet
BOIGNY, 20000, Casablanca - Morocco











Email Address : medmouic@medmouic.org

Website : www.medmouic.org

Telephone : + (212) 522 27 17 50/543 46 20

Fax : + (212) 522 27 17 63

**Med MoU Member states Focal Point**

<p><i>Algeria</i></p> 	<p><i>Cyprus</i></p> 	<p><i>Egypt</i></p> 	<p><i>Israel</i></p> 
<p>MR. BENYELLES ABDERRAHIM LOTFI</p> <p>Directeur De la Marine Marchande et des Ports Ministère des Transports.</p> <p>1, Chemin Ibn Badis EL MOUIZ EL BIAR – Alger.</p> <p>Phone: +213 21920931 Fax: +213 21926096 E-mail: benvelles@ministere-transport.gov.dz</p>	<p>MR. MICHAEL A. MICHAELIDES</p> <p>For Acting Director Ministry of Communications and Works Department of Merchant Shipping.</p> <p>Kyllinis Street, Mesa Geitonia 4007, Lemesos Postal Address: P.O. Box 56193 3305, Lemesos Cyprus.</p> <p>Phone: +357 25848 100 - 275 Fax: +357 25848200 E-mail: mmichaelides@dms.mcw.gov.cy</p>	<p>R. ADM: Ibrahim Ali Fiefel</p> <p>Chairman of Egyptian Authority for Maritime Safety.</p> <p>Alexandria – Bab Gomrok (1) Postal code 215.13</p> <p>Phone: +203 4832041 Fax: +203 4875633 E-mail: eafms@mot.gov.eg</p>	<p>CAPT. ALEXSANDER GERSON</p> <p>Deputy Director General Head of Shipping & ports Inspector.</p> <p>15A Pal – Yam St. POB 806, Haifa 31999, Israel.</p> <p>Phone: +972 48632077 Fax: +972 48632118 E-mail: alexq@mot.gov.il</p>
<p><i>Jordan</i></p> 	<p><i>Lebanon</i></p> 	<p><i>Malta</i></p> 	<p><i>Morocco</i></p> 
<p>ENG. AL MOUTASEM AL-SAKET</p> <p>Director General– Jordan Maritime Authority.</p> <p>The Hashemite Kingdom of Jordan P.O.Box 171-Aqaba 77110 Jordan.</p> <p>Phone: +962 32015858 Fax: +962 32018049 E-mail: jma@jma.gov.jo</p>	<p>MR. ABDEL HAFIZ EL KAYSSI</p> <p>General Director of Land & Maritime Transport.</p> <p>Ministry of Public Works & Transport Starco Bldg. 3rd Floor - Beirut – Lebanon.</p> <p>Phone: +9611 3716 44 - 45 Fax: +9611371647 E-mail: ministry@transportation.gov.lb</p>	<p>MR. IVAN SAMMUT</p> <p>Registrar General of Shipping and Seamen Merchant Shipping Directorate.</p> <p>Malta Transport Center Marsa, MRS 1917 – Malta.</p> <p>Phone: +356 21250350 Fax: +356 21241460 E-mail: ivan.sammuto@transport.gov.mt</p>	<p>MR. M. HICHAM N'HAMMOUCHA</p> <p>Directeur de la Marine Marchande.</p> <p>Direction de la Marine Marchande Boulevard Félix Houphouët Boigny Casablanca - Maroc.</p> <p>Phone: +212 665526002 Fax: +212 522273340 E-mail: Nhammoucha@mtpnet.gov.ma</p>
<p><i>Tunisia</i></p> 		<p><i>Turkey</i></p> 	
<p>MR. MONCEF BOUAZIZ</p> <p>Director of Fleet and Maritime Navigation.</p> <p>Office de la Marine Marchande et des Ports – Batiment Administratif 2060 – Tunisia.</p> <p>Phone: +216 7173 7559 Fax: +216 9761 6060 E-mail: m.bouaziz@ommp.nat.tn</p>		<p>MR. CEMALETTIN SEVLI</p> <p>General Director.</p> <p>Ministry of Transport, Maritime Affairs and Communications General Directorate for Maritime and Inland Waters Regulation T.C. Ulaştırma, Denizcilik ve Haberleşme Bakanlığı Deniz ve İçsular Düzenleme Genel Müdürlüğü Hakkı Turaylıç Caddesi No:5 "C Blok" Emek/Ankara/TÜRKİYE.</p> <p>Phone: +90 312 203 10 00 Fax: +90 312 231 3306 E-mail: psc@denizcilik.gov.tr</p>	